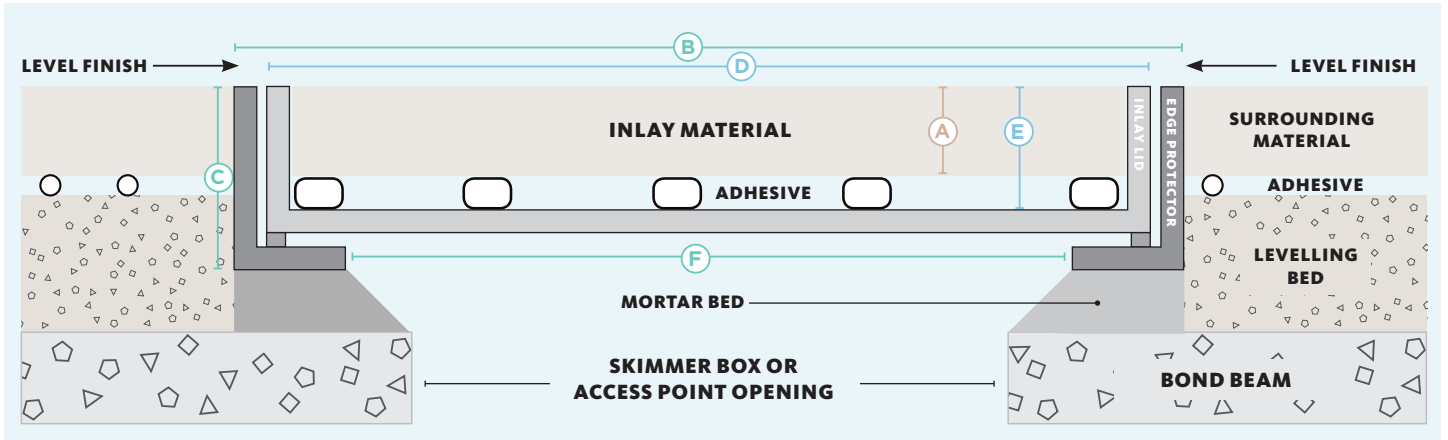




HIDE KIT SERIES

SKIMMER LID AND ACCESS COVERS

CROSS SECTION VIEW OF COMPLETED SKIMMER LID INSTALL




Skimmer Covers and Access Covers are completely interchangeable, just choose the size that best suits.

INLAY THICKNESS (mm)	PRODUCT CODE (mm)	EDGE PROTECTOR SIZE (mm)			INLAY LID SIZE (mm)	
		SIZE	EXTERNAL DEPTH	UNDERSIDE OPENING	SIZE	INTERNAL DEPTH
KIT: 306mm						
8-11	HSL306-10	306 sq.	23	252 sq.	300 sq.	12
15-22	HSL306-20		33			23
25-32	HSL306-30		43			33
35-42	HSL306-40		53			43
45-52	HSL306-50		63			53
55-62	HSL306-60		73			63
KIT: 342mm						
8-11	HSL342-10	342 sq.	23	288 sq.	336 sq.	12
12-16	HSL342-15		28			18
17-22	HSL342-20		33			23
25-32	HSL342-30		43			33
35-42	HSL342-40		53			43
45-52	HSL342-50		63			53
55-62	HSL342-60		73			63

HIDE products are recommended for use in pedestrian traffic areas only.

Information correct at time of printing, changes may be made without notice. Modifications and updates can be viewed on our website - www.skimmerlids.com.au


OTHER HIDE PRODUCTS INCLUDE



CONCRETE WET POUR



ACCESS COVERS



DRAIN COVERS



Showroom & Sales Office
Unit 3/26 Octal Street,
Yatala, Qld, 4207

P: 07 3807 2551
M: 0427 270 560
E: admin@skimmerlids.com.au
W: www.skimmerlids.com.au

PROUDLY MANUFACTURED BY:
SKIMMER LIDS
PTY LTD

HSL-TEC 201901 V1

H HIDE™ HIDE KIT SERIES

SKIMMER LID



ELEGANT FINISH



HIGH GRADE



EASY INSTALL



10 YEAR WARRANTY



POOL SAFE

- 1 Safety Key
- 2 Height Adjuster (only used when required)
- 3 Inlay Cover
- 4 Edge Protector
- 5 Adhesive
- 6 Documents



HIDE SKIMMER LID KIT INCLUDES

SAFETY KEY

A 316 marine grade stainless steel tool, to enable the installed HIDE cover to be safely and easily opened and closed.

HEIGHT ADJUSTER

Used only when additional height is required. Provides 2mm extra height if inlay material is not thick enough to achieve a flush finish with the top of the Inlay Cover.

INLAY LID

A 316L marine grade stainless steel tray which holds the inlay (landscape) materials you've chosen, for example, tile, paver, concrete or decking.

EDGE PROTECTOR

A 316L marine grade stainless steel frame inserted into a recess within the landscaped area. It protects the coping/surrounds from chipping/breakage when the Inlay Cover is opened/closed.

ADHESIVE AND DOCUMENTATION

A one-part adhesive specially developed for a long-term fitting of natural stone and porcelain tiles into the HIDE Inlay Series. Documents consist of comprehensive contractor installation instructions, homeowners warranty and manual.



WARNING! DO NOT ALLOW ACID OR CHEMICAL WASH SOLUTIONS TO CONTACT THE HIDE PRODUCT.